

Fed will not raise rates on inflation fears alone, Powell says

Fed will not raise rates on inflation fears alone, Powell says

Federal Reserve Chair Jerome Powell on Tuesday reaffirmed the U.S. central bank's intent to encourage a "broad and inclusive" recovery of the job market, and not to raise interest rates too quickly based only on the fear of coming inflation. "We have unstable employment and higher inflation," said Representative Jim Jordan, an Ohio Republican, referring to the Fed's congressionally mandated goals of ensuring maximum employment and stable prices. "Something has to give." The recent high inflation readings, however, "don't speak to a broadly tight economy" that would require higher interest rates, Powell said, referring to a "perfect storm" of rising demand for goods and services and bottlenecks in supplying them as the economy reopens from the pandemic. Those price pressures should ease on their own, Powell said.

There is no new inflation paradigm, ECB's Lane says

Inflation in the euro zone will go up at a steady pace over the coming years but there is no risk of a new period of exceptionally high price growth, European Central Bank chief economist Philip Lane said on Tuesday. The broadest measure of unemployment is at around 15% and wage growth is weak so the current period of relatively high price growth will not turn into durable rise in prices, Lane said in an academic lecture. "It's very difficult to have very strong wage inflation when the labour market is in that condition," Lane said. "We do think that inflation will go up at a steady pace over time, but the idea that there is some new paradigm, I don't really buy into that."

Japan to consider tighter rules on foreign owners of domestic firms – Yomiuri

The Japanese government is considering tightening regulation on foreign funds that hold stakes in domestic firms with important technology in areas such as the nuclear industry and defence, the Yomiuri newspaper reported on Wednesday. The new regulation will aim to prevent overseas funds and companies from slapping demands on Japanese companies that may weaken their competitive edge or leak technological expertise. The government plans to come up with specific measures by the end of this year and move toward crafting the necessary legislation, the paper said. The Yomiuri said measures being considered included one that would order foreign funds that break the new rules to sell their holdings of the Japanese firms. Through the new regulation, the government would seek to stay involved with supporting retention and development of technology deemed important even after foreign funds have already made their investment, it added.

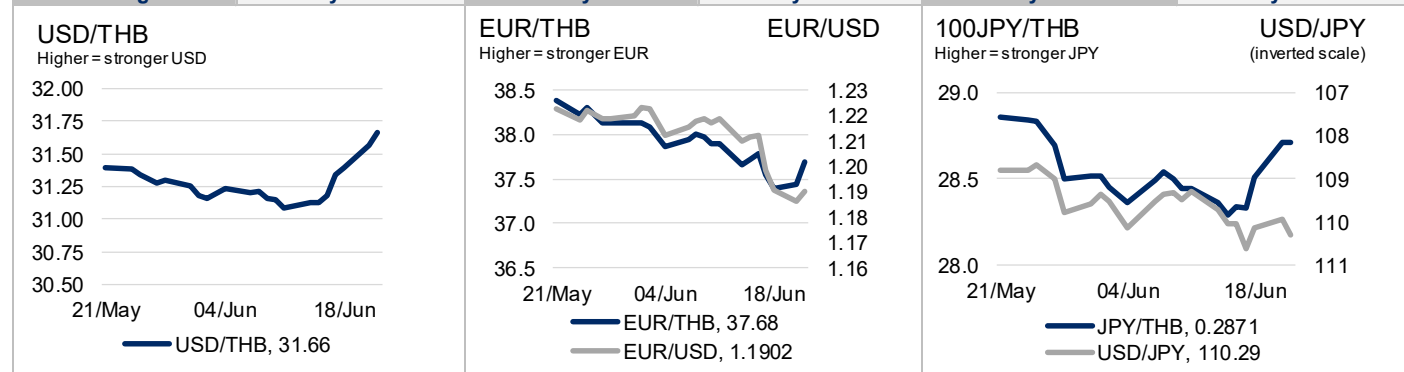
Dollar in retreat as Powell says Fed won't raise rates on 'fear' of inflation

The 10-year government bond yield (interpolated) on the previous trading day was 1.85, +0.00 bps. The benchmark government bond yield (LB31DA, 10.5 years) was 1.83, +1.00 bps. LB31DA could be between 1.80-1.86. Meantime, the latest closed US 10-year bond yields was 1.48%, -2.00bps. USDTHB on the previous trading day closed around 31.75 Moving in a range from 31.66-31.79 this morning. USDTHB could be closed between 31.70-31.85 today. Meantime, The U.S. dollar remained on the back foot against major peers on Wednesday after a two-day drop as U.S. Federal Reserve officials including Chair Jerome Powell reaffirmed that tighter monetary policy was still some way off.

Sources : Bloomberg, CNBC, Investing, CEIC

SET Index 1,599.2	S&P500 4,246.4	10Y UST 1.48%	Brent 74.9	Gold 1,779.1
22-Jun ▼ -0.12%	22-Jun ▲ 0.51%	22-Jun ▼ -2.0 bps	21-Jun ▲ 1.87%	22-Jun ▼ -0.19%

USD/THB 31.66	Daily ▲ 0.31%	EUR/THB 37.68	Daily ▲ 0.64%	JPY/THB 0.2871	Daily ▼ -0.02%
	Weekly ▲ 1.54%		Weekly ▼ -0.28%		Weekly ▲ 1.30%
Rising Trend	Monthly ▲ 0.85%	Sideways Trend	Monthly ▼ -1.83%	Sideways Trend	Monthly ▼ -0.51%

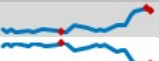

















Sources: ttb analytics, TMB Treasury, CEIC, ThaiBMA, Bloomberg, CNBC, BBC, Reuters, Bangkokbiznews, FX data: BoT's daily closing rates




Main Contributor
Kantaphon Amornrat
(66) 2 991111 ext. 5191,
kantaphon.amo@tmbank.com




ttb analytics ttbanalytics@tmbank.com
Naris Sathapholdeja (66) 2 299 2494, naris.sat@tmbank.com
Kasem Hamchanpanich (66) 2 242 3265; kasem.har@tmbank.com
Supaporn Channarong (66) 2 242 3271, supaporn.cha@tmbank.com

Currency Market

Currency	1M History	Last	%Chg (1D)	%Chg (1W)	%Chg (1M)	1M Range	
						Min	Max
Dollar Index		91.97	-0.3%	1.6%	2.1%	89.78	92.29
EUR/USD		1.1902	0.3%	-1.8%	-2.3%	1.1861	1.2228
USD/JPY		110.29	0.3%	0.2%	1.2%	108.69	110.62
USD/CHF		0.9193	-0.3%	2.2%	1.8%	0.8934	0.9224
GBP/USD		1.3907	0.7%	-1.4%	-1.5%	1.3812	1.4238
USD/CAD		1.2379	-0.7%	1.9%	2.2%	1.2045	1.2464
AUD/USD		0.7516	0.2%	-2.4%	-3.0%	0.7499	0.7787
NZD/USD		0.6975	0.3%	-2.3%	-2.8%	0.6955	0.7281
ASEAN Dollar		109.64	0.0%	1.3%	0.7%	108.02	109.64
USD/THB		31.66	0.3%	1.7%	0.9%	31.09	31.66
USD/SGD		1.3445	-0.1%	1.4%	0.9%	1.3191	1.3455
USD/MYR		4.1459	0.0%	0.8%	0.2%	4.1117	4.1459
USD/IDR		14,361	-0.2%	1.2%	0.5%	14,138	14,386
USD/PHP		48.69	0.1%	1.5%	1.9%	47.66	48.69
USD/CNY		6.4552	0.0%	1.0%	0.5%	6.3524	6.4552
USD/HKD		7.7614	0.0%	0.0%	0.0%	7.7503	7.7671

FX Swap Market and BoT's Reserves

USTH FX Sp	1M History	Last	%Chg(1D)
1-month		0.20	0.05
3-month		1.00	0.00
6-month		2.15	0.15

Reserves (\$mn)	3M History	Last	\$mn Chg(1W)
Total		250,378	-1183
Gold		14,734	-105
SDR		1,426	-3
IMF Reserves		1,276	-3
Foreign Ccy		232,942	-1073
Net Fwd Position		32,931	1090






















Last update: 11/06/2021

Foreign Fund Flows (THB.mn)

Date	Equity	Bond	Total
22/06/2021	-1,318	260	-1,058
21/06/2021	-3,244	5,960	2,715
18/06/2021	-2,250	2,149	-101
17/06/2021	-2,888	-965	-3,853
16/06/2021	40	2,463	2,503
Last 5 days	-9,660	9,867	207

	Period-to-date	Equity	Bond	Total
MTD	Month	↓ -4,501	↑ 34,509	↑ 30,008
QTD	Quarter	↓ -41,046	↑ 67,549	↑ 26,503
YTD	Year	↓ -70,715	↑ 71,562	↑ 847





















































Money Market

THB BIBOR	1M Hist	Last	1M Range		THBFI X	1M Hist	Last	1M Range		USD LIBOR	1M Hist	Last	1M Range	
			Min	Max				Min	Max				Min	Max
ON		0.50	0.50	0.50	ON		0.39	0.33	0.54	ON		0.06	0.05	0.06
1W		0.52	0.52	0.52	1W		0.29	0.16	0.47	1W		0.07	0.06	0.07
1M		0.55	0.55	0.55	1M		0.28	0.15	0.40	1M		0.08	0.07	0.10
2M		0.58	0.58	0.58	2M		0.32	0.22	0.41	2M		0.11	0.10	0.13
3M		0.62	0.62	0.63	3M		0.36	0.28	0.42	3M		0.12	0.12	0.16
6M		0.73	0.73	0.73	6M		0.37	0.30	0.41	6M		0.15	0.15	0.19
12M		0.95	0.95	0.95	12M		0.45	0.38	0.50	12M		0.23	0.23	0.27

Last Updated: 23/02/2021









Last Updated: 15/06/2021

Note: D=d=day; M=mth=month; Y=year; %chg = percentage change; chg = change; USTH FX Sp = USD/THB FX Swap point; \$mn=million US dollar; THB.mn= Thai baht million; Hist=history; THB implied = Thai baht rate that are calculated by FX forward rate; ASEAN Index = value average ASEAN FX Jan2008=100

Fixed Income	1M History	YTM (%)	Bps Chg (1D)	Bps Chg (1W)	Bps Chg (1M)	1M Range	
						Min	Max
UST10y		1.4800	-2.00 	-3.00 	-15.00 	1.45	1.68
Gilt 10y		0.8507	-3.73 	3.70 	-9.11 	0.81	0.97
Bund 10y		-0.2100	-1.00 	6.00 	-11.00 	-0.29	-0.09
JGB 10y		0.0630	1.00 	0.70 	-2.00 	0.04	0.09
TGB 1y		0.4808	0.02 	0.13 	1.90 	0.46	0.48
TGB 2y		0.5170	-0.27 	-0.17 	-1.75 	0.52	0.53
TGB 5y		0.8825	-0.40 	-9.54 	-21.57 	0.88	1.10
TGB 7y		1.3299	-0.12 	-7.11 	-17.19 	1.33	1.50
TGB 10y		1.8533	0.47 	1.59 	-2.89 	1.77	1.88
AAA Spread		71.35	0.03 	0.25 	-2.87 	69.75	74.35
AA Spread		82.81	-1.03 	-1.32 	11.44 	67.99	84.63
A Spread		183.37	0.03 	0.05 	3.21 	177.53	184.21
BBB Spread		0.00	0.00 	0.00 	0.00 	0.00	0.00

































































Note: UST = US Treasury; Gilt = UK Government Bond; JGB = Japanese Government bond; Bund = German Government Bond; TGB = Thai government Bond; tenors of the bonds are put after their name; bps=basis point; Corporate spreads are Thai and reported in basis points over government bond for the tenors 3-5 years.

Commodity Market

Commodity	1M History	Last	%Chg (1D)	%Chg (1W)	%Chg (1M)	1M Range	
						Min	Max
Brent Crude		60.75	-1.2% 	-5.6% 	-0.3% 	58.31	67.93
London Gold		1779.1	-0.2% 	-4.5% 	-5.2% 	1,779.1	1,907.7

Note: Unit of Brent crude oil price is \$/barrel; unit of gold price is \$/ounce

Equity Market

Equity Index	1M History	Last	%Chg (1D)	%Chg (1W)	%Chg (1M)	1M Range	
						Min	Max
S&P500 (US)		4,246.4	0.5% 	0.0% 	1.2% 	2,467.4	4,255.2
STOXX (EU)		459.8	1.1% 	0.2% 	2.9% 	328.0	459.8
FTSE All-Share(UK)		3,694.0	-1.0% 	-0.7% 	2.0% 	3,571.2	3,746.8
DAX (DE)		15,636.3	0.2% 	-0.6% 	1.3% 	15,113.6	15,729.5
CAC All-Tradable(FR)		5,072.4	0.1% 	-0.6% 	3.0% 	4,880.1	5,115.6
TOPIX (JP)		1,959.5	3.2% 	-0.8% 	2.4% 	1,895.9	1,975.9
Shanghai (CH)		3,728.8	0.8% 	0.0% 	2.0% 	3,654.5	3,799.5
Hang Seng (HK)		28,309.8	-0.6% 	-1.1% 	-0.5% 	28,309.8	29,468.0
ASX 200 (AU)		7,342.2	1.5% 	-0.5% 	4.4% 	6,931.7	7,386.2
SET (TH)		1,599.2	-0.1% 	-1.4% 	2.9% 	1,551.9	1,636.6
SET50 (TH)		962.0	-0.1% 	-1.8% 	2.5% 	934.8	990.8
Straits Times (SG)		3,109.2	-0.3% 	-2.1% 	-0.3% 	3,104.2	3,187.2
FTSE Malay (MY)		1,574.0	0.1% 	-0.5% 	-0.1% 	1,562.2	1,597.9
JSX Index (ID)		6,087.8	1.5% 	0.0% 	5.0% 	5,760.6	6,107.5
PSE Index (PH)		6,870.4	0.6% 	-1.5% 	11.4% 	6,164.9	6,976.7
Vn Index (VN)		1,380.0	0.5% 	0.9% 	6.3% 	1,278.2	1,380.0

Sources: ttb analytics, CEIC

Note: A = actual, P = previous; C = consensus

Important Disclosures

This document is issued by ttb analytics, a division of ttb Bank PCL. All analyses are based on information available to the public. Although the information contained herein is believed to be gathered from reliable sources, ttb makes no guarantee to its accuracy and completeness. ttb may have issued, and may in the future issue, other reports that are inconsistent with, and reach different conclusions from, the information presented in this report. Opinions or predictions expressed herein reflect the authors' views, not that of ttb, as of date of the analysis and are subject to change without notice. ttb shall not be responsible for the use of contents and its implication.